



SANTA CLARA COUNTY FIRE DEPARTMENT

14700 Winchester Blvd., Los Gatos, CA 95032 | (408) 378-4010 | www.sccfd.org

March 9, 2020

Los Altos Hills County Fire District Commissioners
12355 El Monte Road
Los Altos Hills, CA 94022

Subject: Fire Report for February 2020

To Whom It May Concern:

The February 2020 fire reports for the Los Altos Hills County Fire District Commissioners are enclosed.

Significant Events (Last Month): No significant events occurred and, consequently, there was no significant fire loss.

1. Incident Counts by Year (YTD): This bar graph represents the total incident count for YTD and for the past five years.
2. Incident Counts by Month: This bar graphs represents the incident count by month.
3. Incident and Response Counts by Hour of Day: This bar graph represents both unique incidents and unit responses by hour of day for the previous 12 months.
4. Average Response Times Analysis (by Unit ID): This table shows the average response times and count by urbanization code for units responding into the jurisdictional boundary.
5. Incident Counts by Type: This table provides the volume and percentage of code two and code three calls by incident category.
6. Incident Types: This pie chart provides a breakdown of the number of calls by incident category.
7. Dollar Loss by Month: This field shows the total dollar loss and incident count for the month.
8. Community Education and Risk Reduction Activities: This table shows the total number of attendees, programs, and staff hours at educational events for the month.

Please let me know if you have any questions about the data contained in this report.

Sincerely,

A handwritten signature in black ink, appearing to read "Mark Shumate".

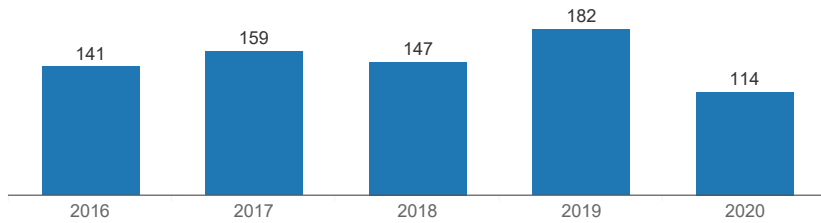
Mark Shumate
Deputy Chief

Enclosures
Cc: Tony Bowden, Fire Chief

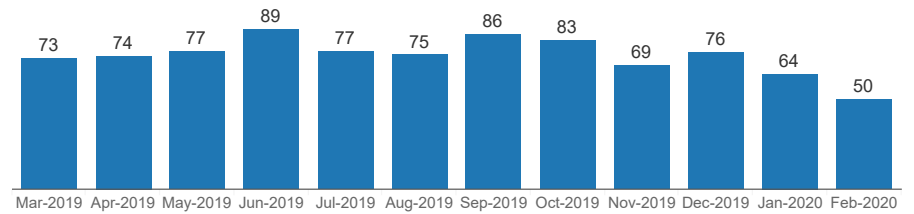
MS:kr



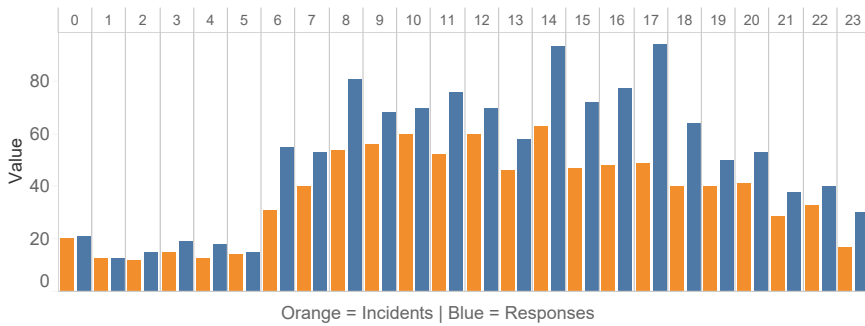
Incident Counts by Year (YTD)



Incident Counts by Month (Last 12 Months)



Incident and Response Count by Hour of Day

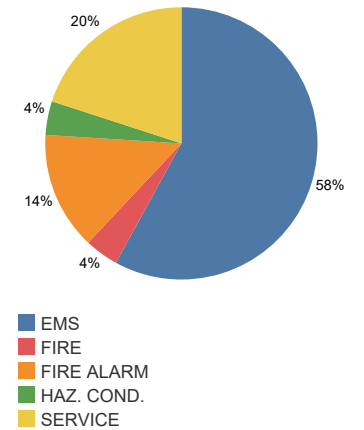


Average Response Times Analysis (by Unit ID, Code 3)

	Urban Densities		Rural Densities	
	Avg. Code 3 Resp. Time	Responses	Avg. Code 3 Resp. Time	Responses
E76	00:04:10	6	00:06:25	3
R74	00:06:49	3	00:06:47	12
E75	00:06:13	2		
E77	00:05:54	1		
E71			00:04:47	1
Grand Total	00:05:19	12	00:06:35	16

Incident Counts by Type

	Incidents	% of Total
EMS	29	58.00%
SERVICE	10	20.00%
FIRE ALARM	7	14.00%
FIRE	2	4.00%
HAZ. COND.	2	4.00%
Grand Total	50	100.00%



Dollar Loss (February)

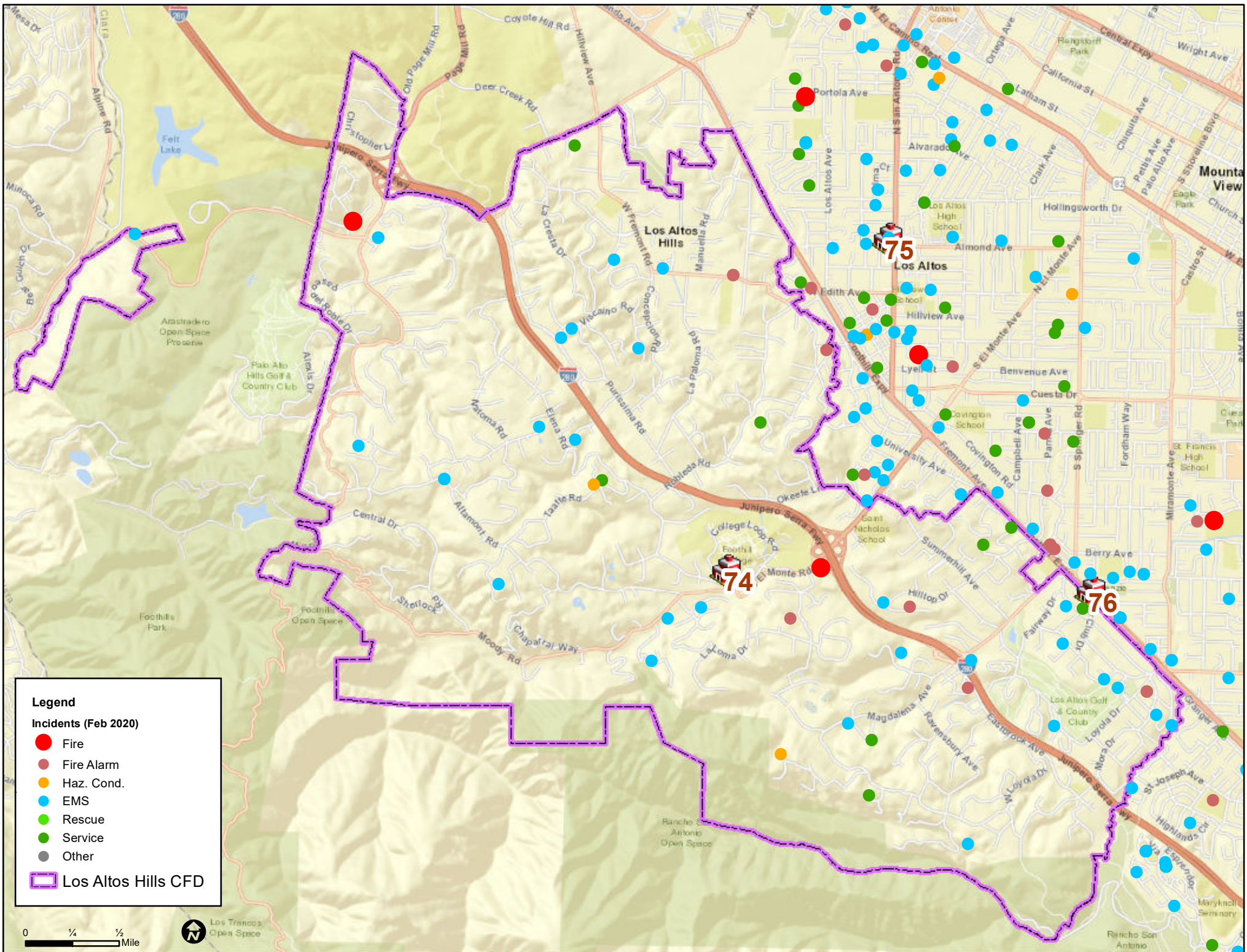
\$210.00

Incident Count

2

Community Education and Risk Reduction Activities

Attendees	Programs	Staff hours
83	3	15:30



Legend
Incidents (Feb 2020)

- Fire
- Fire Alarm
- Haz. Cond.
- EMS
- Rescue
- Service
- Other

Los Altos Hills CFD

0 1/4 1/2 Mile



Los Trancos Open Space