



SANTA CLARA COUNTY FIRE DEPARTMENT

14700 Winchester Blvd., Los Gatos, CA 95032 | (408) 378-4010 | www.sccfd.org

November 18, 2019

Los Altos Hills County Fire District Commissioners
12355 El Monte Road
Los Altos Hills, CA 94022

Subject: Fire Report for October 2019

To Whom It May Concern:

The October 2019 fire reports for the Los Altos Hills County Fire District Commissioners are enclosed.

Significant Events (Last Month): No significant events occurred, and consequently there was no significant fire loss.

1. Situation Found : This table provides the volume and percentage of all code two and three calls by incident category.
2. Average Response Times Analysis: This table provides the average response times and call volumes into each station's area, categorized by urban or rural zoning of the incident location. Also included are average response times by all responding units.
3. Incident Counts by Month (YTD): This bar chart shows the total of all code two and three calls for each month in the current year to date.
4. Incident Counts by Year (YTD): This bar chart shows the total of all code two and three calls for the last four years, from January 1 to last month's end, for each year.
5. Dollar Loss by Year (YTD): This table shows the total of all dollar losses for the past year.
6. Community Education Events: This table shows the total number of events, personnel, and attendees at educational events during the past 12 months.
7. Incident Types: This pie chart provides a breakdown of the number of calls by incident category.

Please let me know if you have any questions about the data contained in this report.

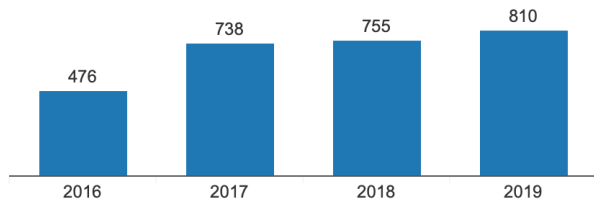
Sincerely,

Mark Shumate
Deputy Chief

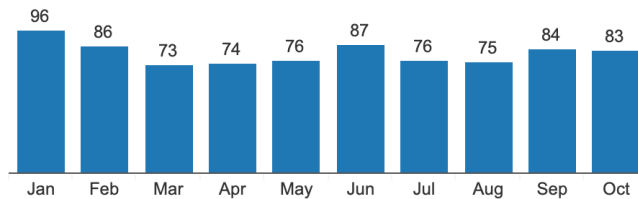
Enclosures
c: Tony Bowden, Fire Chief

MS:slk

Incident Counts by Year (YTD)



Incident Counts by Month (YTD)



Average Response Times Analysis (by City)

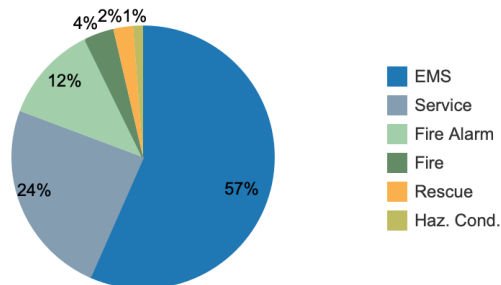
	Urban Densities		Rural Densities	
	Avg. Code 3 Resp. Time	Volume	Avg. Code 3 Resp. Time	Volume
74 - EL MONTE	00:05:16	4	00:06:00	29
75 - LOS ALTOS	00:06:17	5		
76 - LOYOLA	00:05:05	8	00:06:19	4
Total	00:05:29	17	00:06:02	33

Incident Counts by Type

	Volume	%
EMS	47	56.63%
Fire	3	3.61%
Fire Alarm	10	12.05%
Haz. Cond.	1	1.20%
Rescue	2	2.41%
Service	20	24.10%
Total	83	100.00%

Average Response Times Analysis (by Unit ID)

	Urban Densities		Rural Densities	
	Avg. Code 3 Resp. Time	Volume	Avg. Code 3 Resp. Time	Volume
E71			00:04:35	2
E75	00:05:58	4	00:11:25	2
E76	00:05:36	1	00:06:00	2
E374			00:04:54	1
R74	00:05:45	4	00:05:48	23
Total	00:05:50	9	00:06:04	30

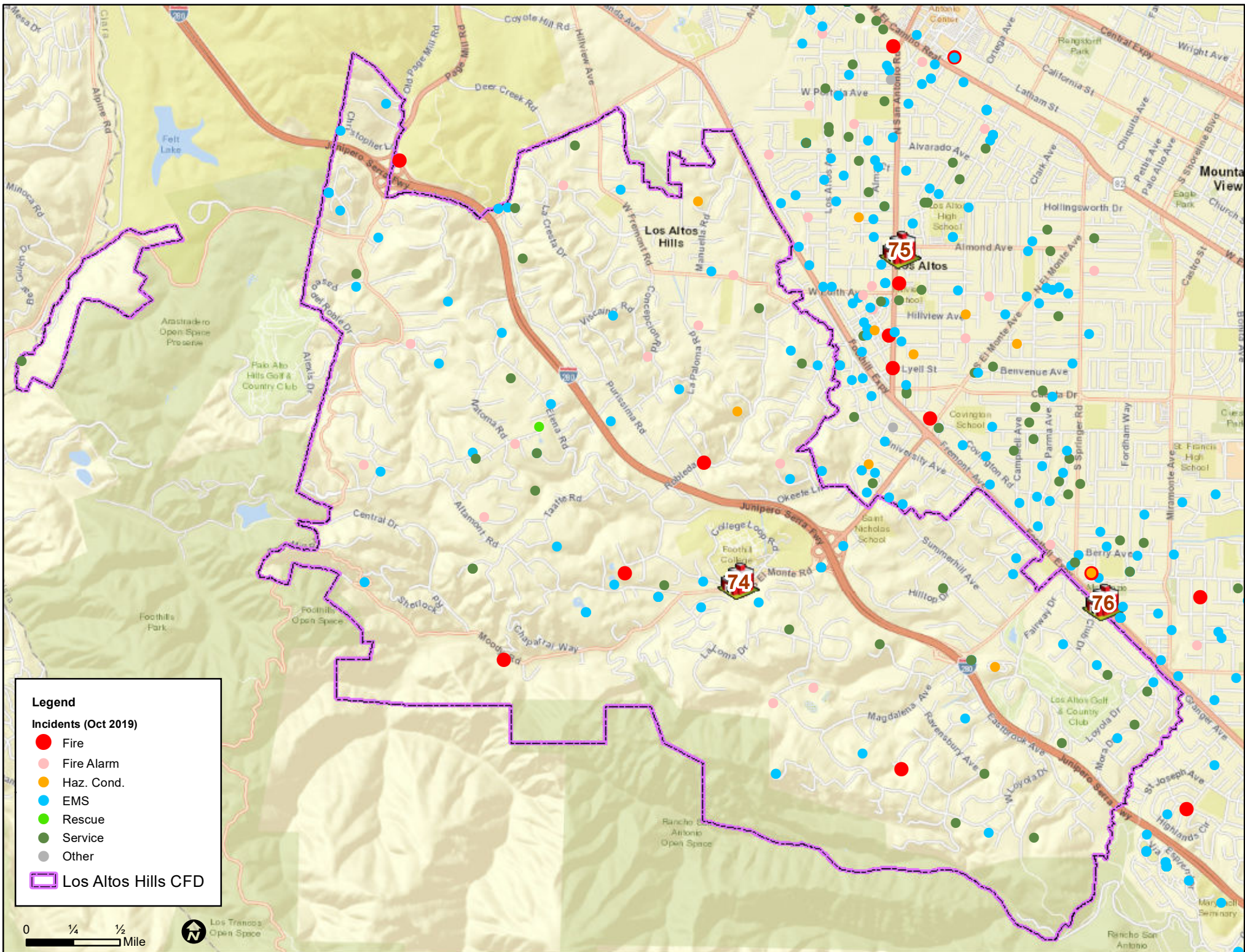


Dollar Loss (October)

Dollar Loss (\$)	-
Incident Count	-

Community Education Events

Attendees	Programs	Staff Hours
260	2	7:25

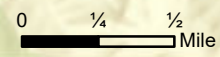


Legend

Incidents (Oct 2019)

- Fire
- Fire Alarm
- Haz. Cond.
- EMS
- Rescue
- Service
- Other

Los Altos Hills CFD



Los Trancos Open Space