

Incident Report

| | | | | | | | | | | | | | | | |
|--------------------------------------|---|---|---|-----|---|-----|---|-----|--|--|---|--|--|--|--|
| Inspector Name: Jason Feudale | Signature: | | | | | | | | | | | | | | |
| Date: 10/13/2020 | | | | | | | | | | | | | | | |
| Day: | <table border="1" style="width: 100%; text-align: center; border-collapse: collapse;"> <tr> <td>S</td> <td>M</td> <td>T</td> <td>W</td> <td>THz</td> <td>F</td> <td>Sat</td> </tr> <tr> <td></td> <td></td> <td style="color: red;">X</td> <td></td> <td></td> <td></td> <td></td> </tr> </table> | S | M | T | W | THz | F | Sat | | | X | | | | |
| S | M | T | W | THz | F | Sat | | | | | | | | | |
| | | X | | | | | | | | | | | | | |
| Weather: 85F Clear | Time: 2:00 PM | | | | | | | | | | | | | | |

Time/Site location 12775 Viscaino Road


Comments

Water can be seen coming out of the ground adjacent to the fire hydrant shutoff valve.
 Because of the location of the valve and leak, a repair will require a shutdown of approximately 20 homes.
 The hydrant does not appear to have a Check Valve.
 Hydrant is in good condition and can be reused

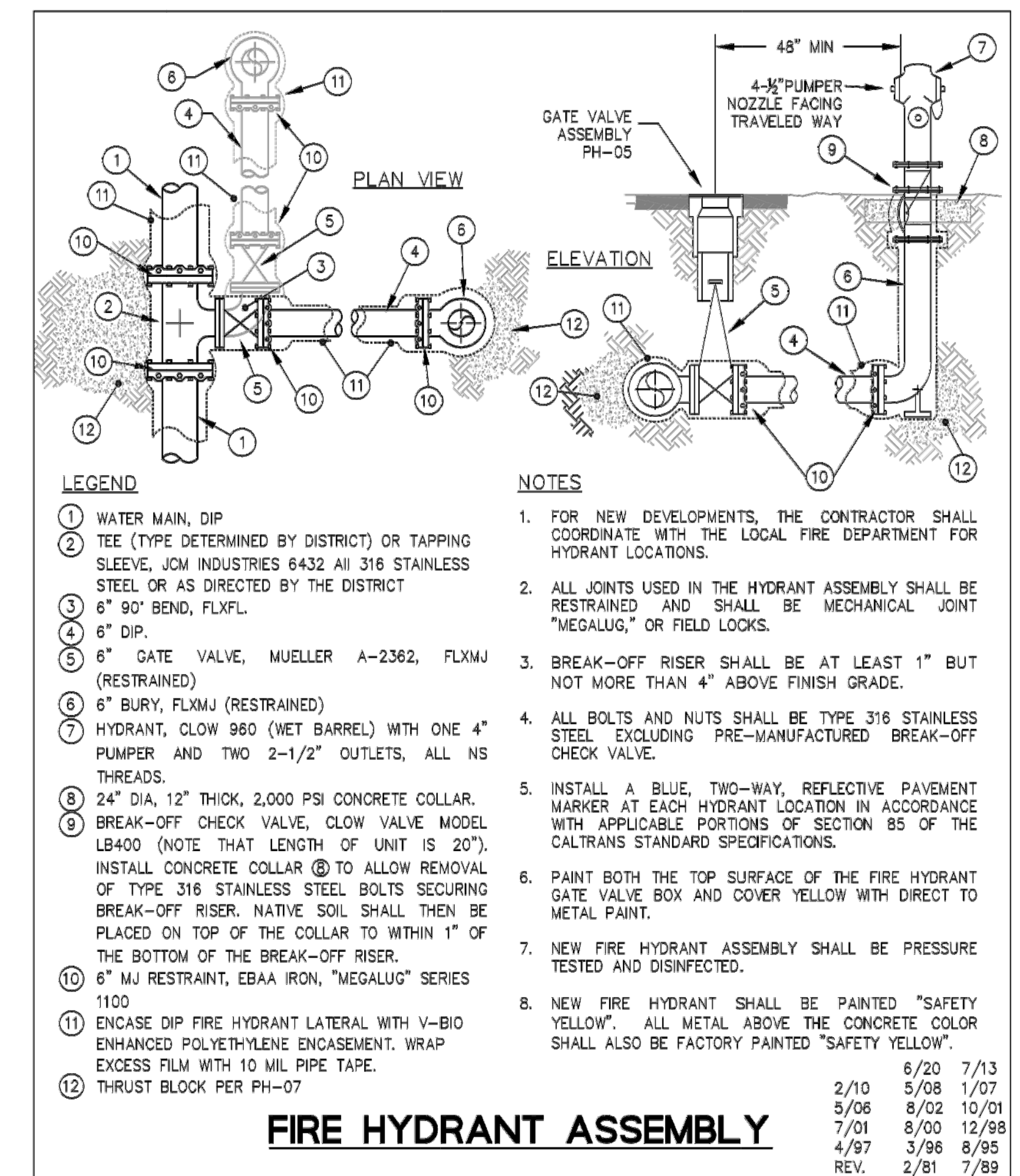
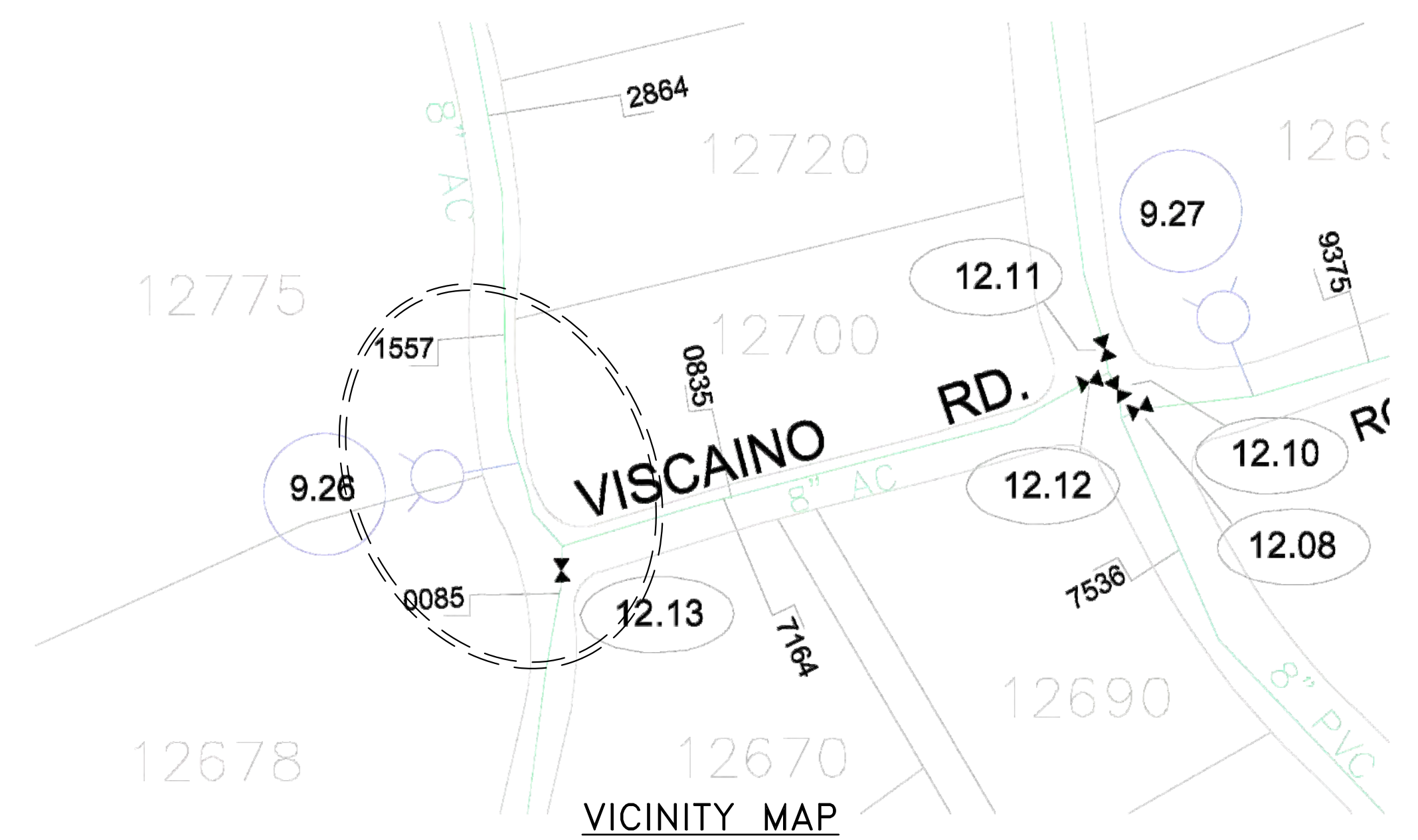
Required Work

Leak needs to be repaired.
 With its current configuration if the hydrant was damaged it would be very difficult to shut off.
 We recommend replacing the hydrant lateral, installing a check valve , and installing a new gate valve that would allow the hydrant/lateral to be isolated from the water main.





PLAN VIEW



STD. NO.
PH-08

| | |
|-------------|--------------|
| DATE: | 9/23/120 |
| SCALE: | NOT TO SCALE |
| DESIGNED: | JJF |
| DRAWN: | RAM |
| CHECKED: | JF |
| PROJ. ENGR: | JJT |



144 North San Mateo Drive • San Mateo, CA 94401
(650)344-9901 • www.freyerlaureta.com

| DATE | DESCRIPTION OF REVISIONS | APP'D |
|------|--------------------------|-------|
| | | |
| | | |
| | | |

**VISCAINO ROAD FIRE HYDRANT LATERAL REPLACEMENT
LOS ALTOS HILLS FIRE DISTRICT**

SHEET
1
OF 1 SHEETS
JOB NO.
306009